

Project: _____

Pages: _____

Role: _____

Crew: _____

BEFORE FILMING


PRE-PRODUCTION

Make a plan for your movie shoot!
Fill this out before you film.

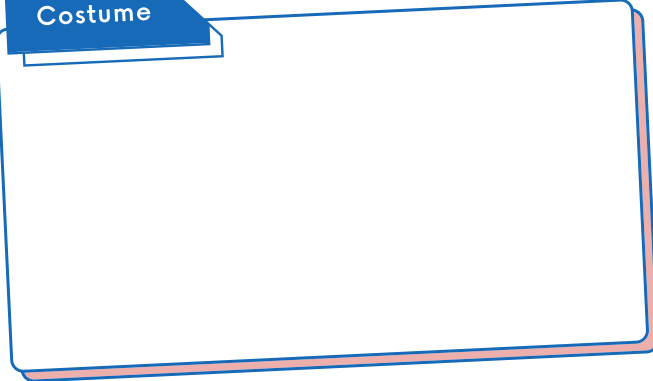
Location




Set Decorations



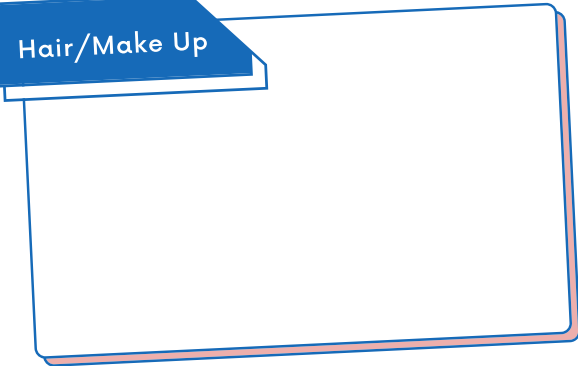
Costume




Props




Hair/Make Up



Camera Set Up



Lighting Set Up



Director Notes:

Project: _____

Pages: _____

Role: _____

Crew: _____

FILMING DAY

PRODUCTION

On the day of filming. Decorate your set. Get into costume, hair and make up and follow this guide when setting the shot.

Crop



Extreme Wide



Wide



Medium



Medium Close Up



Close Up



Extreme Close Up

Angle



High



Eye Level



Low

Position



Camera Left



Center



Camera Right

Eye-Line



11:00



12:00



1:00



9:00



6:00



3:00

Project: _____

Pages: _____

Role: _____

Crew: _____

FILMING DAY

PRODUCTION

Your director may need some extras. Use this sheet to for any special blocking, camera moves, b-roll and other notes from your director.

Blocking

Camera Moves

B-Roll

Light Check

Sound Check

Director Notes:
